


# IsoCord® I-125

Competence in Prostate Seed Implantation



IsoCord® provides excellent strand placement characteristics and an outstanding visibility under X-ray and ultrasound. With the IsoCord® Needle Loading Station strand cutting and needle loading is safe and convenient.

#### ■ Excellent Strand Placement Characteristics

IsoCord® seed chains have to fulfill high quality standards. Quality controls include a check of the outer diameter of IsoCord®. This guarantees that IsoCord® moves smoothly through the needles. Once placed the IsoCord® implant keeps its position reliably.

#### ■ Strand Cutting and Needle Loading – Safe and Convenient

The unique IsoCord® Needle Loading Station enables you to cut the IsoCord® seed chain in a safe and convenient way. It allows for the direct loading of the implantation needles, which are simply attached to the Needle Loading Station with a “push and click” mechanism. During the whole process the user is protected by the integrated radiation shielding.

#### ■ Excellent Visibility

IsoCord® provides outstanding visibility under X-ray and ultrasound. This allows exact seed localisation during implantation and post planning. Moreover IsoCord® can be identified clearly on MR images. This opens new perspectives for the post planning.


#### ■ Extreme Low Migration Rates

An advantage of strands in general is a low migration rate. Due to its special design migration rates are even more reduced with IsoCord®. The structured surface of the braided suture and the unique, hourglass shaped spacers provide an optimal fixation of the IsoCord® strand in the Prostate tissue. A migration during and after implantation in prostate tissue is almost impossible.

#### ■ Short Delivery Time

Our improved production processes and intelligent stock management ensure that IsoCord® can generally be delivered within one week. This makes a flexible OR planning possible.

Distributed by SeedOS Ltd  
Please contact [cwalters@seedos.com](mailto:cwalters@seedos.com)

 **Eckert & Ziegler**  
BEBIG


# IsoCord® I-125

## ■ IsoCord® Needle Loading Station

To cut IsoCord® an IsoCord® magazine is inserted into the Needle Loading Station. By turning the

knob the desired length of IsoCord® is moved out of the magazine. The lighted mirror enables you to verify the number and position of the seeds. Next the IsoCord® is cut to the appropriate length with the

integrated cutting unit and pushed into the implantation needle with the integrated mandrel. The implantation needle is simply attached to the Needle Loading Station by a “push and click” mechanism.



## ■ IsoCord® Activity Classes

Class number	Air kerma in $\mu\text{Gy m}^2/\text{h}$	Apparent activity in mCi	Apparent activity in MBq	Max. number of seeds per magazine
1	0.357 – 0.386	0.281 – 0.304	10.38 – 11.26	75
2	0.387 – 0.419	0.305 – 0.330	11.27 – 12.22	75
3	0.420 – 0.455	0.331 – 0.358	12.23 – 13.26	75
4	0.456 – 0.493	0.359 – 0.388	13.27 – 14.37	75
5	0.494 – 0.535	0.389 – 0.421	14.38 – 15.59	75
6	0.536 – 0.581	0.422 – 0.457	15.60 – 16.92	75
7	0.582 – 0.630	0.458 – 0.496	16.93 – 18.37	75
8	0.631 – 0.683	0.497 – 0.538	18.38 – 19.92	75
9	0.684 – 0.742	0.539 – 0.584	19.93 – 21.62	75
10	0.743 – 0.805	0.585 – 0.634	21.63 – 23.47	70
11	0.806 – 0.874	0.635 – 0.688	23.48 – 25.47	65*)
12	0.875 – 0.948	0.689 – 0.746	25.48 – 27.62	60*)
13	0.949 – 1.028	0.747 – 0.809	27.63 – 29.95	55*)
14	1.029 – 1.115	0.810 – 0.878	29.96 – 32.50	50*)

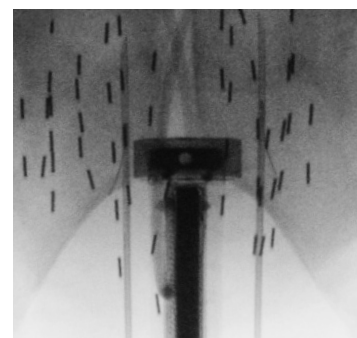
\*) The number of seeds per magazine is limited by the limit value for excepted packaging shipments.

The activity of IsoCord® decreases by one class every week.

Reference day for the declaration of the certified apparent activity is always a Monday.

Ordering number: I25.S171

## ■ X-ray Visibility



Seed implantation with IsoCord® – excellent X-ray visibility