


M.A.C. HDR-GYN Contour Template

(Mick-Alektiar-Cohen)

“For Ultrasound-Guided GYN and Urethral HDR Brachytherapy”

Image-Guided Needle Placement!

The M.A.C. HDR-GYN Contour Template is compatible with commonly used Ultrasound Stabilizing Devices.




“Needle Placement by Means of Ultrasound Visualization”

Compatible with any Remote Afterloading System, the M.A.C. HDR-GYN Template provides more reliable needle handling, better visualization of needle placement and ultimately more accurate needle positioning.

Features:

- Provides Ultrasound Guidance
- Better Template Stabilization
- Reliable Needle Guidance
- Easy Handling
- Adjustable Obturator
- One-Lock Mechanism for Peripheral Needles
- CT Compatible Intrauterine Tandem
- Can be used with FlexiGuide Needles
- Can be used with Titanium Needles
- The M.A.C. Template is “AUTOCLAVEABLE”


Catalog # 0808



Template sutured to the Perineum;
Cervical Obturator in Place



Placement of internal and peripheral
FlexiGuide Needles

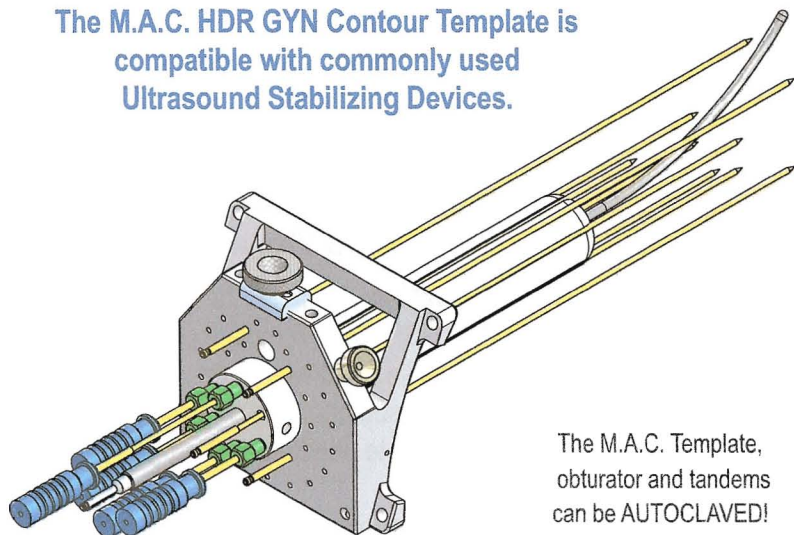


Needles locked in place and readied
for HDR Brachytherapy

M.A.C. HDR-GYN Contour Template

(Mick-Alektiar-Cohen)

The M.A.C. HDR GYN Contour Template is compatible with commonly used Ultrasound Stabilizing Devices.



The M.A.C. Template, obturator and tandems can be AUTOCLAVED!

FlexiGuides Needles use EtO sterilization.

Please note: The blue components depicts "click-fit" connectors of GammaMed source-guide tubes.

Technical Description

The M.A.C. HDR-GYN Contour Template is contoured like the standard HDR prostate template allowing for CT compatible FlexiGuide Needles to be placed peripherally on the vaginal obturator.

The obturator features 6 peripheral channels wherein needles can be placed beyond the tip of the obturator to provide a more optimal dose distribution. The obturator's peripheral FlexiGuide Needles can be locked in place individually by means of a special tool which enables the user to lock or unlock the needles. Needles are fixed in place by specially designed collets.

The 26mm diameter obturator is adjustable on the axis and fixed in place by means of an externally located thumb screw.

Included with the M.A.C. Template are 3 each CT compatible Titanium tandems; straight, medium and max curved. All having a 3mm diameter intrauterine component. The tandem is held captive by means of a special tool. (Allen Wrench)

In addition to the 6 needles placed peripherally on the obturator, additional needles can be placed throughout the template's matrix of needle placement options to further broaden the dose distribution.

What's in the package:

1 ea M.A.C. Template;	Catalog # 0808
1 ea Vaginal Obturator;	Catalog # 0808-VG
1 ea Ti Tandem - straight;	Catalog # 0508-02-ST
1 ea Ti Tandem - medium curved;	Catalog # 0508-02-MD
1 ea Ti Tandem - max curved;	Catalog # 0808-02-MX
1 ea Allen Wrench; (St. Steel)	Catalog # 0808-AW
1 ea Collet Lock Tool; (St. Steel!)	Catalog # 0808-CLT
1 ea Sterilization Tray;	Catalog # 071522
1 ea Instruction Manual;	N/A

Items not included:

Source-Guide Tubes / Source Transfer Tubes
FlexiGuide Needles and Stylets (to be purchased separately)

Materials Used:

Aluminum - Hard Coated; Contour Template
Titanium; Knobs and Tandems
Delrin; Obturator
St. Steel; Allenwrench
St. Steel; Collet Lock Tool

Sterilization Procedure:

HDR-GYN Template:	AUTOCLAVE
Obturator,	"
Titanium Tandems,	"
Collets, Knobs and Tools,	"

Sterilization Time:	30 minutes
Temperature:	121°C (250°F)
Pressure:	15 PSIG

For further information please visit our website:

www.seedos.com